

nVent CADDY Standard Prefab Assemblies


Why nVent CADDY Standard Prefab Assemblies?

With nVent CADDY Pre-Assembled Products, you can win back valuable time on the job site otherwise spent assembling multi-part components.

- Standardize basic assemblies for common on-the-job installations
- Expedite installation while maintaining consistency and optimizing skilled labor
- Save time by reducing the amount of assembly required and expand your prefabrication capabilities
- Meet your budget targets while controlling for inventory and maximizing productivity
- Reduce waste and create a more efficient process

TB1624HD BETWEEN STUD AND T-GRID APPLICATIONS

- Rigid and versatile – add/remove boxes quickly and easily
- Prefab tab to prevent disassembly during transport, but allows for sliding on main bracket prior to final securement
- Bracket will telescope and allow for easy positioning within wall stud
- Box center plates slide to desired position prior to final securement



Part Number	Description
TBP4DM1	TB1624HD (TB), TB45P (P), 4"-2 1/8" BOX (4D), 3/4" ONE GANG MR (M1)
TBP4DM2	TB1624HD (TB), TB45P (P), 4"-2 1/8" BOX (4D), 3/4" TWO GANG MR (M2)
TBP4D	TB1624HD (TB), TB45P (P), 4"-2 1/8" BOX (4D)
TBP4DV1	TB1624HD (TB), TB45P (P), 4"-2 1/8" BOX (4D), ONE GANG ADJ MR (V1)
TBP4DV2	TB1624HD (TB), TB45P (P), 4"-2 1/8" BOX (4D), TWO GANG ADJ MR (V2)
TBP4DPP1	TB1624HD (TB), TB45P (P), 4"-2 1/8" BOX (4D), TB45P (P), 4 1/16" BOX (P1)
TBP4DM1PP1M5	TB1624HD (TB), TB45P (P), 4"-2 1/8" BOX (4D), 3/4" ONE GANG MR (M1), TB45P (P), 4 1/16" BOX (P1), 3/4" ONE GANG MR (M5)
TBFB	TB1624HD (TB), TB435FB (FB) FIRE ALARM BOX ASSEMBLY
TBT	TB1624HD (TB), TBTG T-GRID CLIP (T)
TBTFB	TB1624HD (TB), TBTG T-GRID CLIP (T), TB435FB (FB) FIRE ALARM BOX ASSEMBLY
TBP4DPD1	TB1624HD (TB), TB45P (P), 4"-2 1/8" BOX (4D), TB45P (P), 4 1/16" DATA BOX (D1)
TBPX4	TB1624HD (TB), TB45P (P), 4"-2 1/8" OPEN BACK BOX (X4)
TBPX4M1	TB1624HD (TB), TB45P (P), 4"-2 1/8" OPEN BACK BOX (X4), 3/4" ONE GANG MR (M1)
TBPX4V1	TB1624HD (TB), TB45P (P), 4"-2 1/8" OPEN BACK BOX (X4), ONE GANG ADJ MR (V1)

BETWEEN STUD BRACKET TSGB1624 WITH TSGLDR1

- Adjusts 16 to 24" spacing Glider attachment for easy positioning of the box
- Can be mounted to face or inside of stud
- Adjustable for non-standard stud spacing
- Requires only a screw gun to install




TS1L4D

Part Number	Description
TS1L4D	TSGB1624 (TS), TSGLDR1 (1L), 4 X 2-1/8 DP BOX (4D)
TS1L4DM1	TSGB1624 (TS), TSGLDR1 (1L), 4 X 2-1/8 DP BOX (4D), 3/4" ONE GANG MR (M1)

Electrical boxes contain ground wire unless noted with N at the end of the part. D1 data box does not contain a ground.

ADJUSTABLE DEPTH OCTAGON BOX

- Bracket will telescope and allow for easy positioning within wall stud
- Prefab tab to prevent disassembly during transport; includes the ability to slide on main bracket before final securement
- Rigid and versatile—add/remove boxes quickly and easily
- Adjustable for wall depths ranging from ½ to 1 ½ in




TBOC

Part Number	Description
TBRL	TB1624HD (TB), TB430CRAIL (RL)
TBOC	TB1624HD (TB), TB430C (OC)
TBOCR	TB1624HD (TB), TB430CFB (OCR)
TBRLOC	TB1624HD (TB), TB430CRAIL (RL), TB430C (OC)
TBRLOC	TB1624HD (TB), TB430CRAIL (RL), TB430CFB (OCR)
TBTOC	TB1624HD (TB), TBTG (T), TB430C (OC)
TBTOCR	TB1624HD (TB), TBTG (T), TB430CFB (OCR)

ON STUD BRACKET TB45PK

- Snap-on design feature makes it easy to snap onto Heavy Duty Telescoping Box Brackets (TB1624HD and TB914HD) for between stud applications
- Can also be mounted directly to metal or wood studs
- Innovative far side support allows bracket to be installed on virtually any stud depth and up to 3" wide studs
- Extruded holes allow mounting of mud rings for both power and data applications
- Box Lock tab secures box to bracket during assembly and allows mud ring to be removed following installation on the stud, providing easy frontal access to the inside of the box



PK4DM1

Part Number	Description
PK4D	TB45PK (PK), 4"-2 1/8" BOX (4D)
PK4DM1	TB45PK (PK), 4"-2 1/8" BOX (4D), 3/4" ONE GANG MR (M1)
PK4DM2	TB45PK (PK), 4"-2 1/8" BOX (4D), 3/4" TWO GANG MR (M2)
PK4DV1	TB45PK (PK), 4"-2 1/8" BOX (4D), ONE GANG ADJ MR (V1)
PK4DV2	TB45PK (PK), 4"-2 1/8" BOX (4D), TWO GANG ADJ MR (V2)
PKD1	TB45PK (PK), 4-1 1/16" DATA BOX (D1)
PKD1M5	TB45PK (PK), 4-1 1/16" DATA BOX (D1), 3/4" ONE GANG MR (M5)
PKP1	TB45PK (PK), 4 1/16" BOX (P1)
PKP1M5	TB45PK (PK), 4 1/16" BOX (P1), 3/4" ONE GANG MR (M5)
PKP1M6	TB45PK (PK), 4 1/16" BOX (P1), 3/4" TWO GANG MR (M6)
PKX4	TB45PK (PK), 4"-2 1/8" OPEN BACK BOX (X4)
PKX4M1	TB45PK (PK), 4"-2 1/8" OPEN BACK BOX (X4), 3/4" ONE GANG MR (M1)
PKX4M2	TB45PK (PK), 4"-2 1/8" OPEN BACK BOX (X4), 3/4" TWO GANG MR (M2)
PKX4V1	TB45PK (PK), 4"-2 1/8" OPEN BACK BOX (X4), ONE GANG ADJ MR (V1)
PKX4V2	TB45PK (PK), 4"-2 1/8" OPEN BACK BOX (X4), TWO GANG ADJ MR (V2)

BETWEEN STUD BRACKET TSRBS1625

- Adjusts 16 to 25" spacing
- Accommodates up to 6-gang box in 16" stud spacing or up to 10-gang in 24" stud spacing
- Open design allows a variety of positions for box location
- Easy to adjust after the electrical box is installed
- For use with 4" square and 4 1/16" boxes and mud rings




TR4DM1P1M5

Part Number	Description
TR4DM1	TSRBS1625 (TR), 4"-2 1/8" BOX (4D), 3/4" ONE GANG MR (M1)
TR4DM1P1M5	TSRBS1625 (TR), 4"-2 1/8" BOX (4D), 3/4" ONE GANG MR (M1), 4 1/16" BOX (P1), 3/4" ONE GANG MR (M5)

Electrical boxes contain ground wire unless noted with N at the end of the part. D1 data box does not contain a ground.

ON STUD BRACKET UUM

- Rigid design, no far side support required when mounted on left or right of stud
- Use with any 4" or 4- $\frac{1}{16}$ " boxes
- Works with both standard and adjustable single gang mudrings



Part Number	Description
UM4DM1	UUM (UM), 4"-2 $\frac{1}{8}$ " BOX (4D), $\frac{3}{4}$ " ONE GANG MR (M1)
UM4DM2	UUM (UM), 4"-2 $\frac{1}{8}$ " BOX (4D), $\frac{3}{4}$ " TWO GANG MR (M2)
UM4DV1	UUM (UM), 4"-2 $\frac{1}{8}$ " BOX (4D), ONE GANG ADJ MR (V1)
UMP1M5	UUM (UM), 4 $\frac{1}{16}$ " BOX (P1), $\frac{3}{4}$ " ONE GANG MR (M5)
UMP1M6	UUM (UM), 4 $\frac{1}{16}$ " BOX (P1), $\frac{3}{4}$ " TWO GANG MR (M6)

BETWEEN STUD BRACKET RBS16HD, RBS24HD (0 INDICATES NO BOX BRACKET OPENING)


- Heavy duty design with increased strength, twice as strong as the first generation RBS
- Accepts vertically or horizontally mounted single and double gang adjustable mud rings
- Designed to work with snap-in-place first means of support for conduit and cables



Part Number	Description
R34D00	RBS16HD (R3), 4"-2 $\frac{1}{8}$ " BOX (4D)
R34D0D1	RBS16HD (R3), 4"-2 $\frac{1}{8}$ " BOX (4D) LEFT, 4- $\frac{1}{16}$ " DATA BOX (D1) RIGHT
R34D0P1	RBS16HD (R3), 4"-2 $\frac{1}{8}$ " BOX (4D) LEFT, 4 $\frac{1}{16}$ " BOX (P1) RIGHT
R34DM100	RBS16HD (R3), 4"-2 $\frac{1}{8}$ " BOX (4D), $\frac{3}{4}$ " ONE GANG MR (M1) LEFT
R34DM10P1M5	RBS16HD (R3), 4"-2 $\frac{1}{8}$ " BOX (4D), $\frac{3}{4}$ " ONE GANG MR (M1) LEFT, 4 $\frac{1}{16}$ " BOX (P1), $\frac{3}{4}$ " ONE GANG MR (M5) RIGHT
R34DM200	RBS16HD (R3), 4"-2 $\frac{1}{8}$ " BOX (4D), $\frac{3}{4}$ " TWO GANG MR (M2) LEFT
R34DV100	RBS16HD (R3), 4"-2 $\frac{1}{8}$ " BOX (4D), ONE GANG ADJ MR (V1) LEFT
R34DV200	RBS16HD (R3), 4"-2 $\frac{1}{8}$ " BOX (4D), TWO GANG ADJ MR (V2) LEFT
R44D4D0D1	RBS24HD (R4), 4"-2 $\frac{1}{8}$ " BOX (4D), FAR LEFT, 4"-2 $\frac{1}{8}$ " BOX (4D) LEFT, 4- $\frac{1}{16}$ " DATA BOX (D1) FAR RIGHT

BETWEEN STUD BRACKETS FB16 AND FB16 + FB16FS FLOOR STAND + OPTIONAL FIRST MEANS

- Stamped with A- and B-side markings for all box types and configurations – no need for removal of screws, simply flip and it's ready to use
- Bracket is completely flat, no offset
- Floor stand positions boxes 18- $\frac{1}{2}$ " from the floor for consistent placement



Part Number	Description
F3A4D0P1	FB16 (F3) A-SIDE (A), 4"-2 $\frac{1}{8}$ " BOX (4D) LEFT, 4 $\frac{1}{16}$ " BOX (P1) RIGHT
F3A4DM10P1M5	FB16 (F3) A-SIDE (A), 4"-2 $\frac{1}{8}$ " BOX (4D), $\frac{3}{4}$ " ONE GANG MR (M1) LEFT, 4 $\frac{1}{16}$ " BOX (P1), 3/4 SG MUDRING (M5) $\frac{3}{4}$ " ONE GANG MR (M5) RIGHT
F3AFS	FB16 (FS) A-SIDE (A), FB16FS (FS)
F3AFSC1	F3 (FB16) A-SIDE (A), FS (FB16FS), C1 (CJ6+FB16FM) LEFT
F3BFS	FB16 (FS) B-SIDE (B), FB16FS (FS)
F3BFSC1	F3 (FB16) B-SIDE (B), FS (FB16FS), C1 (CJ6+FB16FM) LEFT

Electrical boxes contain ground wire unless noted with N at the end of the part. D1 data box does not contain a ground.

T-GRID BRACKETS 512HD, 512SAT, TCB

- Brackets mount quickly to T-grid
- Drop wire for independent support
- Supports multiple box installations
- The 512SAT bracket accommodates multiple electrical box depths and acoustical tile options
It can be easily adjusted with the push of a button
- TCB bracket supports fans, fixtures and luminaires from ceiling



5HCD

Part Number	Description
5HCD	512HD (5H), OCTAGONAL BOX 2-1/8" DEEP (CD)
5HCS	512HD (5H), OCTAGONAL BOX 1-1/2" DEEP (CS)
STBRN	512SAT (ST), BX435RD (BR), NO GROUND (N)

BOX/CONDUIT SECUREMENT PLATFORM BCSP SERIES

- Ideal single-rod securement for box/conduit installations
- Accommodates a wide range of electrical boxes
- Contains embedded rivet nut – no penetrating the electrical box
- Includes electrical box alignment pockets
- Tool-free securement options



SP45D5

Part Number	Description
SP454D	BCSP45 (SP45), 4"-2 1/8" BOX (4D)
SP45D5	BCSP45 (SP45), 5" DATA BOX (D5)
SP45P1	BCSP45 (SP45), 4 11/16" BOX (P1)
SP45R254D	BCSP45RS25 (SP45R25), 4 X 2-1/8 DP BOX (4D)
SP45R25D5	BCSP45RS25 (SP45R25), 5" DATA BOX (D5)
SP45R25P1	BCSP45RS25 (SP45R25), 4-11/16 BOX (P1)
SP612AS08	BCSP612 (SP612) HOFFMAN AS08, 8" BOX (AS08)
SP612AS12	BCSP612 (SP612) HOFFMAN AS12, 12" BOX (AS12)
SP612RB08	BCSP612 (SP612) 8" BOX (RB08)
SP612RB12	BCSP612 (SP612) 12" BOX (RB12)

For additional customization needs, ask your local distributor or sales representative about **nVent CADDY Custom Prefab Assemblies** made to the exact specifications or design requirements of your project!

Electrical boxes contain ground wire unless noted with N at the end of the part. D1 data box does not contain a ground.



Our powerful portfolio of brands:

CADDY ERICO HOFFMAN ILSCO SCHROFF TRACHTE