



CONNECT AND PROTECT

Outdoor

03/2025

OVERVIEW

MAIN KATALOG

Cabinets 1

Wall mounted cases 2

Accessories for cabinets and wall mounted cases .. 3

Climate control .. 4

Electronics cases 5

Sub racks/
19" chassis 6

Front panels,
plug-in units 7

Systems 8

Power supply units 9

Backplanes 10

Connectors, front panel component system 11

Appendix 12



41602001




41603009

The dual wall concept provides a natural airflow between the outer and inner wall, substantially reducing the requirement for additional heat removal.



41603010

Optimal protection from vandalism thanks to a fixing accessible only from within. Easily exchangeable exterior cladding components.



41603005

The gasketing material can be selected to suit the requirements (IP protection, EMC shielding) and may be exchanged subsequently.

- External dimensions in accordance with IEC 619691/2, IEC 6091721
- Internal dimensions in accordance with ETS 300119, part 2
- Type of protection IP 55 in accordance with IEC 60529
- Protective GND/earthing connections in accordance with DIN EN 50178 / VDE 0160
- Vibration in accordance with IEC 619693 class 2

Cabinets – Outdoor

OVERVIEW

Outdoor cabinet for the most challenging operating conditions

- High stability up to earthquake resistance
- Weight-saving aluminium construction
- Assembly possibilities with 19", ETSI or other accessories
- Tested thermal concepts available
- IP 55 and security against vandalism

Overview 1.316

COMLINE

ECL - single access 1.329
FTTX - single and dual access ... 1.329

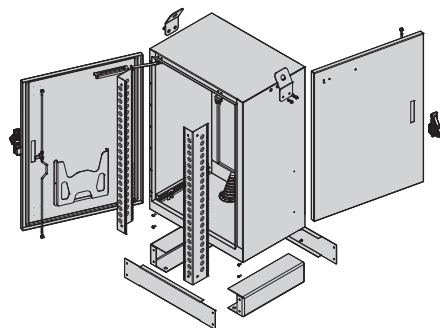
Outdoor Unibody

Unibody 1.322
Unibody VENT 1.323

Wall mounting kit 1.325

Accessories

Metric panel/slide mounts 1.329
19" panel/slide mounts 1.329



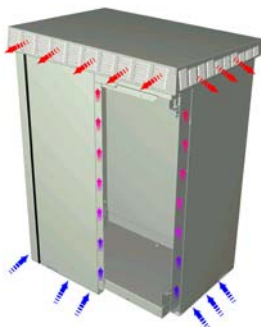
COMLINE: single wall

Weight-saving aluminium construction. Single wall cabinet ready for wall, pole or ground installation. Optimal for diverse applications in industry, transportation and communication.

Versions

- ECL - single access (front door)
- FTTX - single access (front door) and dual access (front and rear door)

41612054



Unibody

Cost-effective inner case with removable outer cladding. This version has advantages especially for small cabinets. If accessed through the front door, it meets the installation requirements.

Versions

- With natural convection
- With fan
- With heat exchanger

41603054

41603051

ServicePLUS

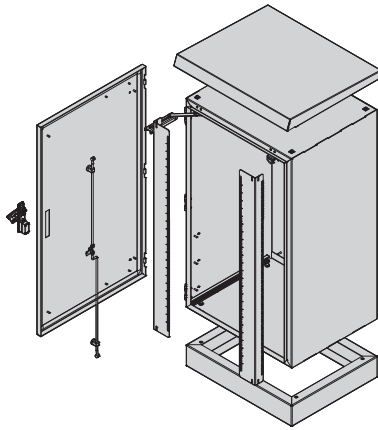
e. g. individual configurations also with air conditioners
e. g. custom solutions (electrical, thermal, backup power supplies, special sizes)

Cabinets – Outdoor - COMLINE

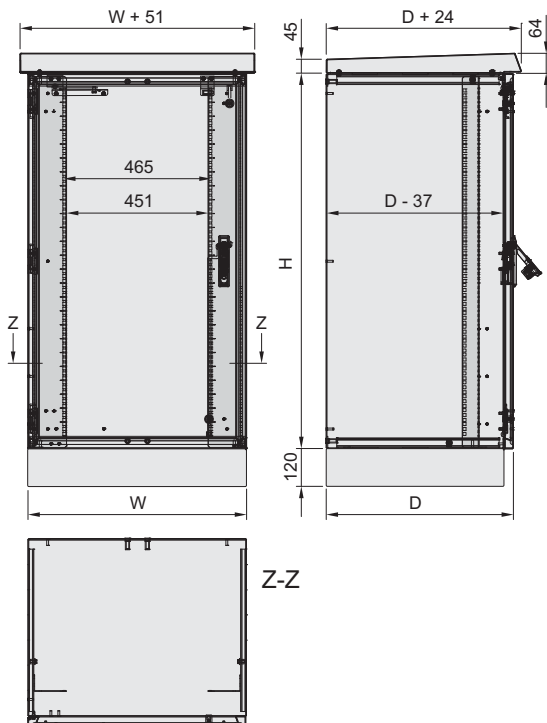
OUTDOOR COMLINE ECL



Drawing shows version with with plinth



Drawing shows version with plinth



Drawing shows version with plinth
Door opening height = $H - 75$ mm;
door opening width = $W - 75$ mm

- Single wall, lightweight aluminium cabinet
- Heat dissipation through natural convection
- IP 55
- 2 versions
 - With plinth
 - Without plinth

DELIVERY COMPRISES

Item	Qty	Description
1	1	Body, single wall, Al, 2.5 mm, RAL 7035
2	1	Front door, Al, 2.5 mm, RAL 7035, 3-point locking, lever handle with DIN profile half cylinder, door opening angle 135°, door retainer at 110°, door hinged on left hand side; electrical door switch
3	1	Solar shield top cover, Al, 2 mm, RAL 7035
4	1	Plinth, Al, 3 mm, height 120 mm (only for version with plinth)
5	2	19"/23" panel/slide mounts, St, galvanised, 2.5 mm
6	1	GND/earthing kit, assembled

ORDER INFORMATION

Height H U	Height H mm	Width W mm	Depth D mm	With plinth Part no.	Without plinth Part no.
12	600	600	500	12349-001	12349-009
18	900	600	500	12349-002	12349-010
18	900	700	600	12349-003	12349-011
25	1200	700	600	12349-004	12349-012

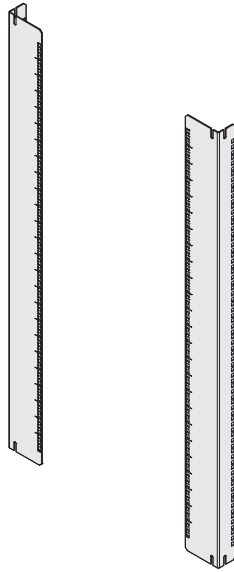
Height dimensions without plinth (120 mm)

NOTE

- 19"/23" panel/slide mount kit see page 1.319

Cabinets – Outdoor - COMLINE

19"/23" PANEL/SLIDE MOUNT KIT FOR COMLINE ECL



- For fitting to depth member (25 mm grid)
- For recessed installation of 19"/23" components
- Slide rails can be fitted
- Load-carrying capacity 400 kg

DELIVERY COMPRISES

Item	Qty	Description
1	2	19"/23" panel/slide mount, St, galvanised, 2.5 mm
2	1	Assembly kit

ORDER INFORMATION

For cabinet height		For cabinet width	Part no.
U	mm	mm	
12	600	600	22349-024
18	900	600	22349-025
18	900	700	22349-026
25	1200	700	22349-027

41612057

Cabinets – Outdoor - COMLINE

OUTDOOR COMLINE FTTX



41612003

- Single wall, light weight aluminium cabinet
- Insulated cabinet
- IP 55
- 2 versions with plinth
 - Single access (front door)
 - Dual access (front and rear door)

DELIVERY COMPRISES

Item	Qty	Description
1	1	Body, Al, 2.5 mm, RAL 7035, single wall side panels, insulation thickness 12 mm, non inflammable; 3 cable entry boots are mounted in base for various sizes of cables, 2 removeable lifting brackets
2	1/2	Door, Al, 2.5 mm, RAL 7035, 3-point locking, lever handle with DIN profile half cylinder (1242E), door opening angle 135°, door retainer at 110°, door hinged on left hand side; electrical door switch
3	1	Plinth, Al, 3 mm, height 140 mm
4	2	19"/23" panel/slide mounts, galvanised St, 2.5 mm
5	1	Document pocket, thermoplastic (part no. ADP2)
6	1	GND/earthing kit, assembled

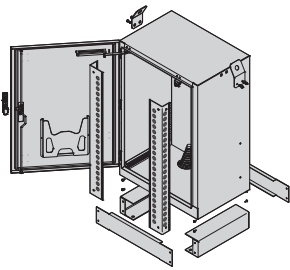
ORDER INFORMATION

Height H	Height H	Width W	Depth D	Dual access	Single access
U	mm	mm	mm	Part no.	Part no.
12	600	800	500	12349-007	12349-005
25	1200	800	600	12349-008	12349-006

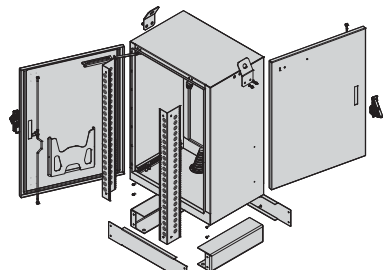
Dimensions without plinth (140 mm)

NOTE

- 19"/23" panel/slide mount kit see page 1.321
- Cable entry see page 1.321
- Spool for fibre optic cables see page 1.321



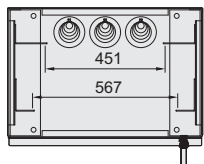
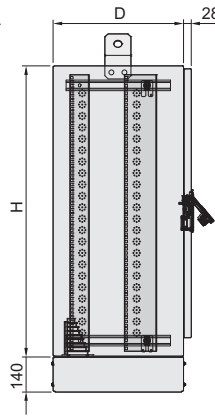
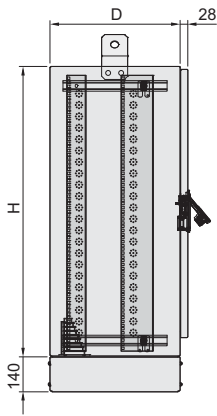
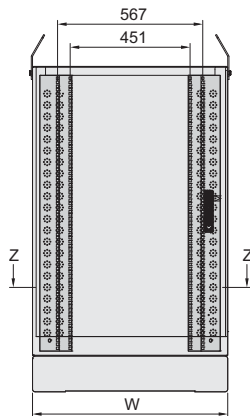
41612053



41612054

Single access

Dual access



Z-Z

41612055

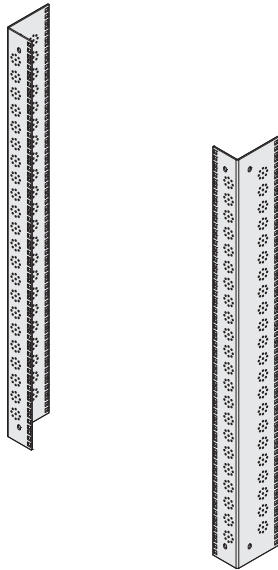
Single access

41612056

Dual access
Height of door opening = $H - 270$ mm;
width of door opening = $W - 100$ mm

Cabinets – Outdoor - COMLINE

19"/23" PANEL/SLIDE MOUNT KIT FOR COMLINE FTTX



41612058

- For fitting to depth member (25 mm grid)
- For recessed installation of 19"/23" components
- Slide rails can be fitted
- Load-carrying capacity 400 kg

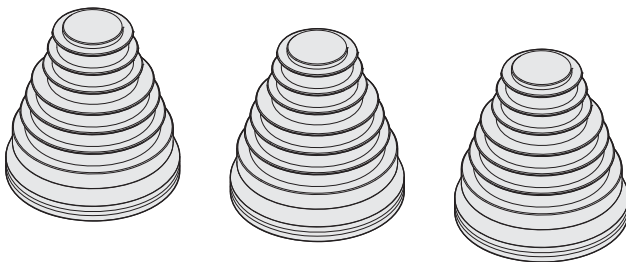
DELIVERY COMPRISES

Item	Qty	Description
1	2	19"/23" panel/slide mount, St, galvanised, 2.5 mm
2	1	Assembly kit

ORDER INFORMATION

For cabinet height U	For cabinet height mm	Usable height U	Part no.
12	600	10	22349-032
25	1200	23	22349-033

CABLE ENTRY



41612059

- For cable ducting through the base of the cabinet

DELIVERY COMPRISES

Item	Qty	Description
1	3	Cable entry, for cable diameter 30 ... 72 mm, EPDM, RAL 7035

ORDER INFORMATION

Cable entry	22349-034
-------------	------------------

SPOOL FOR FIBRE OPTIC CABLES



MoldedRadiusModules

DELIVERY COMPRISES

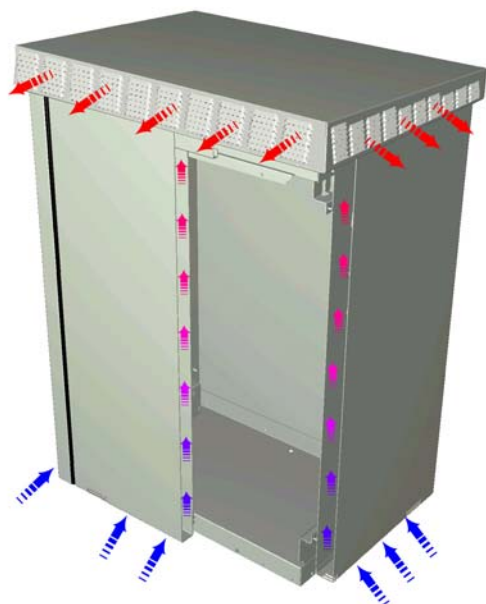
Item	Qty	Description
1	4	Spool for fibre optic cables, molded from black plastic
2	4	Screws, M5

ORDER INFORMATION

Description	Part no.
Spool for fibre optic cables	TOPTKSPL

Cabinets – Outdoor - Unibody

UNIBODY

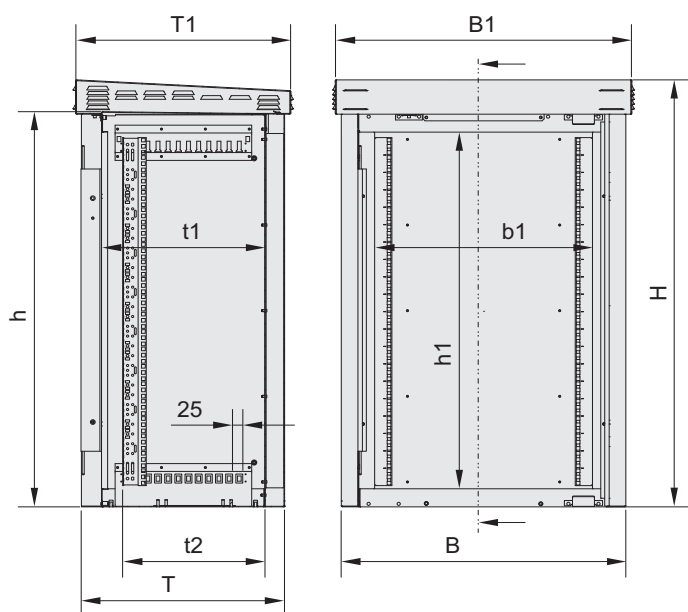


- One-piece inner case with removable outer cladding
- Heat dissipation through natural convection, max. 6 W/K
- IP 55
- Double-walled, Al

DELIVERY COMPRISES (assembled)

Item	Qty	Description
1	1	Internal case, Al
2	2	Side panel, Al, RAL 7035
3	1	Front door, Al, RAL 7035, 3-point locking, lever handle with DIN profile half cylinder, door opening angle 135°, door retainer at 120°, door hinged on left hand side
4	1	Rear panel, Al, RAL 7035
5	1	Top cover, Al, RAL 7035
6	1	Plinth with removable covers (front and sides), height 100 mm
7	1	Base plate with cable connection plate, Al
8	4	Depth member for 19" metric panel/slide mounts
9	1	GND/earthing kit, assembled

41603054



41603058

H*)	H	B	T	h	b ₁	t ₁	t ₂	h ₁	B ₁	T ₁
mm	U	mm	mm	mm	mm	mm	mm	mm	mm	mm
930	16	700	500	838	536	400	350	736	730	530
1100	20	700	500	1013	536	400	350	911	730	530

t₂ = max. 19" assembly dimension

*) height without base/plinth (base/plinth height 100 mm)

ORDER INFORMATION

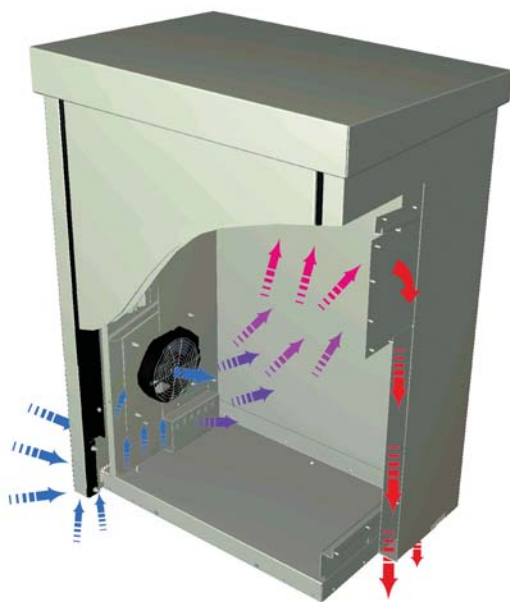
Height	Height	Width	Depth	q _w	Part no.
U	mm	mm	mm	W/K	
16	930	700	500	5	11249-003
20	1100	700	500	6	11249-005
Wall mounting kit 1 kit					21249-017

q_w = specific heat dissipation capacity

- Please order wall mounting material separately, see page 1.325
- Please order panel/slide mounts separately, see page 1.329

Cabinets – Outdoor - Unibody

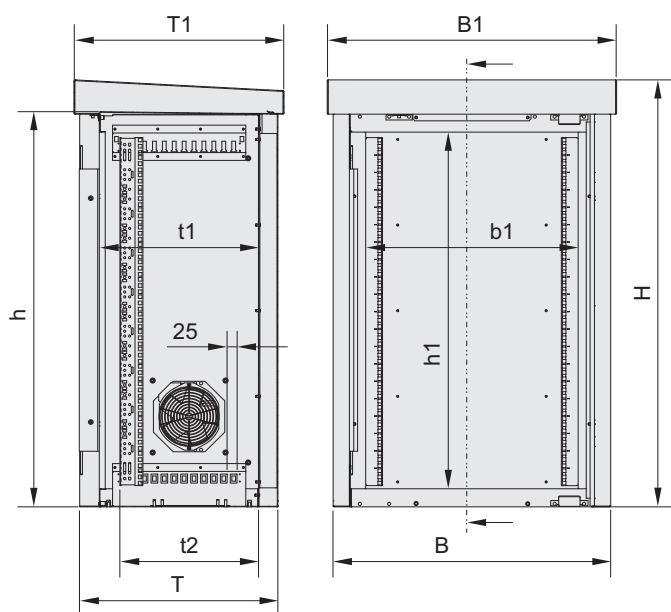
UNIBODY VENT



- One-piece inner case with removable outer cladding
- Forced heat dissipation via fan assembled in side panel, max. 35 W/K
- IP 55
- Double-walled, Al

DELIVERY COMPRISES (assembled)

Item	Qty	Description
1	1	Internal case, Al
2	2	Side panel, Al, RAL 7035
3	1	Front door, Al, RAL 7035, 3-point locking, lever handle with DIN profile half cylinder, door opening angle 135°, door retainer at 120°, door hinged on left hand side
4	1	Rear panel, Al, RAL 7035
5	1	Top cover, Al, RAL 7035
6	1	Plinth with removable covers (front and sides), height 100 mm
7	1	Base plate with cable connection plate, Al
8	4	Depth member for 19" metrical panel/slide mounts
9	1	GND/earthing kit, assembled
10	1	Axial fan (side mounted), airflow volume: 360 m ³ /h, 230 V _{AC} , 50 Hz, noise level less than 53 dB(A), max. pressure: 176 Pa, power consumption: 35 W, mains supply to screw terminal block
11	1	Filter mat
12	1	Thermostat, complete with cable



ORDER INFORMATION

Height U	Height mm	Width mm	Depth mm	q _W W/K	Part no.
16	930	700	500	35	11249-007
20	1100	700	500	35	11249-009
25	1330	700	500	35	11249-012
Replacement fan 230 V _{AC} 1 piece					21149-185
Air filter for fan 10 pieces					21149-184
Wall mounting kit 1 kit					21249-017

q_W = specific heat dissipation capacity

- Please order wall mounting material separately, see page 1.325
- Please order panel/slide mounts separately, see page 1.329

H *)	H	B	T	h	b ₁	t ₁	t ₂	h ₁	B ₁	T ₁
mm	U	mm	mm	mm	mm	mm	mm	mm	mm	mm
930	16	700	500	838	536	400	350	736	730	530
1100	20	700	500	1013	536	400	350	911	730	530
1330	25	700	500	1238	536	400	350	1136	730	530

t₂ = max. 19" assembly dimension

*) height without base/plinth (base/plinth height 100 mm)

Calculation example at 35 W/K:

(Values as per ETS 300019-1-4 Class 4.1)

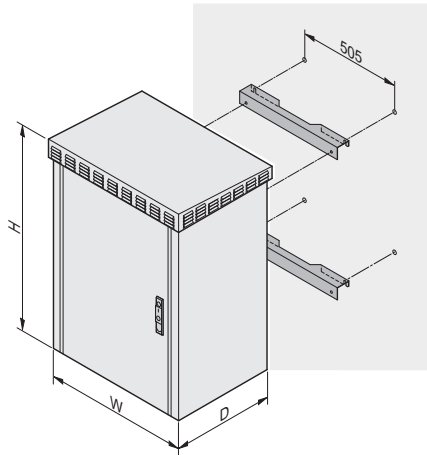
Internal temperature 50° C - external temperature 40° C = 10 K.

Up to 350 W of dissipation loss can thus be installed.

(35 W/K x 10 K).

Cabinets – Outdoor - Unibody

WALL MOUNTING FOR UNIBODY



- Suitable for all Unibody standard dimensions
- Cut-out for cable ducting from the top

DELIVERY COMPRISES

Item	Qty	Description
1	2	Bracket
2	1	Assembly kit

ORDER INFORMATION

Description	Part no.
Wall mounting kit	21249-017

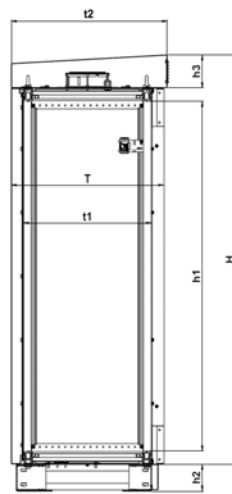
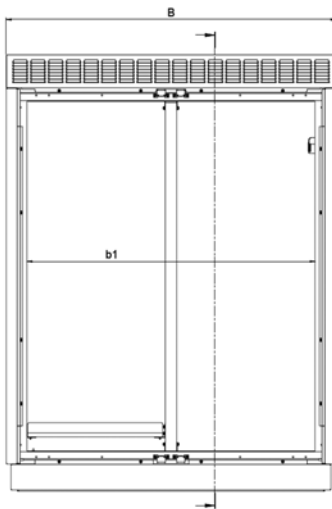
41603064

Cabinets – Outdoor - Modular

MODULAR VENT (FANS/AIR CONDITIONER)



41619001



41619051

Part no.	H *) mm	H U	B mm	T mm	b ₁ mm	t ₁ mm	t ₂ mm	h ₁ mm	h ₂ mm	h ₃ mm
10149-337	1530	29	1300	600	1136	503	615	1305	100	124
10149-334	1530	29	700	700	536	603	715	1305	200	124
10149-336	1530	29	1300	600	1136	503	615	1305	200	124

t₂ = max. 19" assembly dimension

*) height without base/plinth (base/plinth height h₂)

- Aluminium profile frame with removable, double-walled cladding
- Forced heat dissipation via fans/ Airconditioner
- IP 55 or NEMA 12~
- Double-walled,, Al inside, St outside
- Single door (for 700 mm width), double door (for 1300 mm width)

DELIVERY INCLUDES (assembled)

Item	Qty	Description
1	1	Frame, screwed, Al
2	2	Double skin side panel, Al raw inside, St RAL 7035 outside (10149-336 in RC2)
3	1	Double skin front door, Al raw inside, St RAL 7035 outside; 3-point locking, lever handle with DIN half profile cylinder, door opening angle 135°, door retainer at 120°; one door leave, hinged on left hand side, 700 mm width; double door, 2 equal width door leaves, hinged on left and right hand side, 1300 mm width
4	1	Double skin rear panel, Al raw inside, St RAL 7035 outside
5	1	Double skin top, (10149-334, 10149-334) Al raw inside, St RAL 7035 outside, including lifting eyes; (10149-336) Al raw inside, stainless steel outside, RAL 7035, including lifting eyes
6	1	Base/plinth with removable cover, St RAL 7035, with removable panels, for height see ordering information, bottom panel Al inside raw; (10149-337) with socket cover (2 x 21149-299)
7	4	Depth member for 19" metric panel/slide mounts, St surface AlZn
8	1	19" frame, St (10149-337); St surface AlZn (10149-334, 10149-336)
9	1	Earthing kit, assembled
10	1	Axial fan (2 pieces) in 10149-334, 10149-337, 360 m ³ / h free-blowing per fan, 53 dB (A), max. power consumption 35 W, terminal block connection, thermostat; 24 V _{DC} (10149-337); 48 V _{DC} (10149-334); installed at the top; filter mats M5 in the door; Air conditioner (T290426G150) in (10149-336), St RAL 7035, 1172 W, 230 VAC, 67 dB (A), thermostat, heater 1000 W, mains connection Nema 6-15P
11	1	Laptop carrier (21149-250), mounted on the inside of the door at (10149-337)
12	1	Document bag (ADP2), mounted on the inside of the door at (10149-337)
13	1	Battery Cover (21149-247) and lock (21149-276), mounting on the floor at (10149-337)
14	1	RC2 stiffening at 10149-336

ORDER INFORMATION

Height	Width	Depth	q _W	Description	Base/plinth height	Application	Part no.
U	mm	mm	mm	W/K	mm		
29	1530	1300	600	160	Double door	100	Railway 10149-337
29	1530	1300	600	55	Double door	200	Telecom 10149-336
29	1530	700	600	98	Single door	200	Telecom 10149-334

q_W = specific heat dissipation capacity according to ETSI EN 300 019-1-4.
Height information without base/plinth

NOTE

- Further base/plinth heights and accessories on request

1.329

Cabinets – Outdoor Wall Mount Air Conditioner



- Suitable for all Outdoor cabinets
- Delivered mounted - not individually

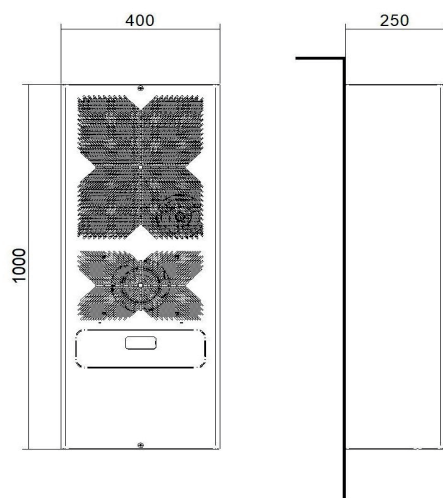
DELIVERY COMPRISES

Item	Qty	Description
1	1	Air Conditioner, capacity please see order table below, 230V
2	1	Assembly kit

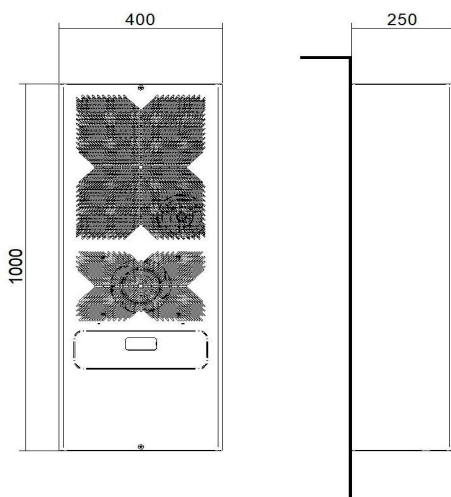
ORDER INFORMATION

Description	Part no.
Air Conditioner 1600W	NOX16BO E1U00000
Air Conditioner 2000W	NOX20BO E1U00000
Air Conditioner 3850W	NOX40BO E1U00000

Dimensions 1600W

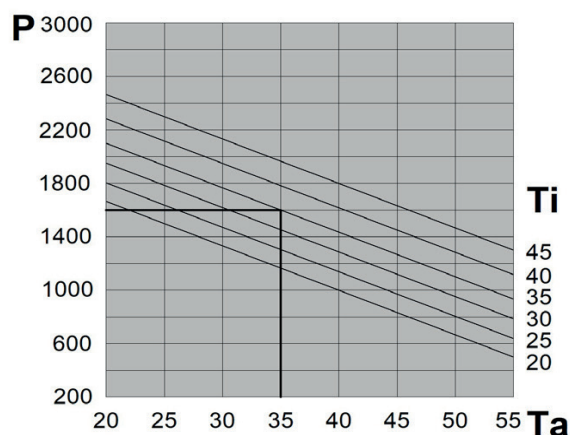


Dimensions 2000W



AIR CONDITIONER 1600W

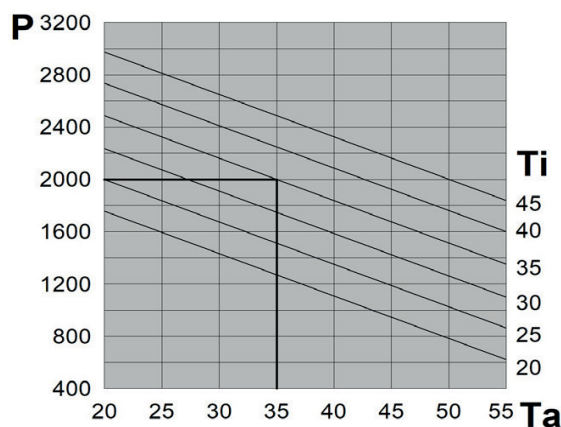
Performance 1600W



AIR CONDITIONER 2000W

Performance 2000W

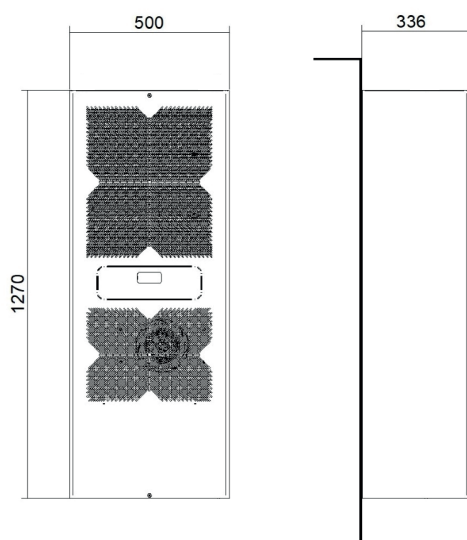
P = Cooling capacity (W)
Ta = Ambient Temperature (°C)
Ti = Internal cabinet temperature (°C)



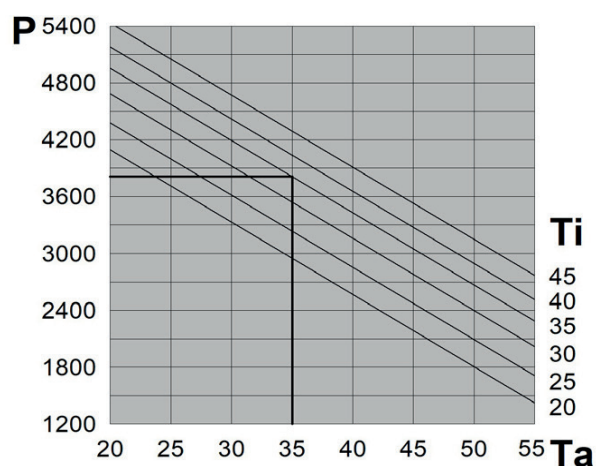
Cabinets – Outdoor Wall Mount Air Conditioner

AIR CONDITIONER 3850W

Dimensions 3850W






Performance 3850W



P = Cooling capacity (W)
Ta = Ambient Temperature (°C)
Ti = Internal cabinet temperature (°C)


TECHNICAL DATA

Features	UoM	NOX16B0E1U00000	NOX20B0E1U00000	NOX40B0E1U00000
Cooling capacity EN14511 - A35A35	W	1600	2000	3850
Cooling capacity EN14511 - A35A50	W	1100	1500	2650
Power supply	V ~ Hz	230 - 1 - 50/60	230 - 1 - 50/60	230 - 1 - 50/60
Width - Height - Depth	mm	400 - 1000 - 250	400 - 1000 - 250	500 - 1270 - 336
Max current	A	4.3	4.8	7.8
Inrush current	A	19.7	21.8	37
T Fuse	A	8	10	16
Power draw EN14511 - A35A35	W	720	990	1670
Power draw EN14511 -A35A50	W	820	1130	1980
Electrical connection	-	4-pin plug	4-pin plug	4-pin plug
Cabinet air fan capacity	m ³ /h	540	540	1500
Internal temperature range	°C	20-45	20-45	20-45
Temperature regulation	-	Electronic thermostat TX-i40 factory set to 35°C, with 3m cable and DIN rail installation kit		
External temperature range	°C	-20 - +55	-20 - +55	-20 - +55
Ingress protection - cabinet side	-	NEMA TYPE 4/4X	NEMA TYPE 4/4X	NEMA TYPE 4/4X
Noise level	dB (A)	65	65	70
Weight	kg	41	42	70
Conformity	-			

* Type 4X only in stainless steel framework version

Cabinets – Outdoor - Accessories

METRIC PANEL/SLIDE MOUNTS



- For fixing metric chassis, subracks, distributor and filler panels to IEC 60917-2-1
- Modular version fixes direct to the frame or to the depth members; Unibody fixes to the depth members

DELIVERY COMPRISES

Item	Qty	Description
1	2	Metric panel/slide mounts, bolt-on dimension 515 mm, St, 2 mm, AlZn
2	1	Assembly kit, incl. GND/earthing

ORDER INFORMATION

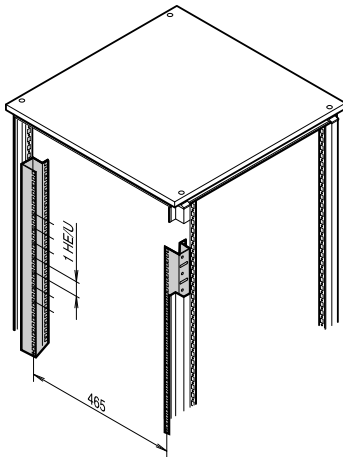
For cabinet height mm	Usable height SU	Length mm	AlZn Part no.
Partial-height mounting	16	400	24127-547
Partial-height mounting	21	525	24127-682
930	28	700	24127-686
1100	35	875	24127-689
1330	44	1100	24127-694
1510	51	1275	24127-697

NOTE

41001548

- Depth members and slide rails for partial-height mounting available on request

19" PANEL/SLIDE MOUNTS



- For mounting of 19" chassis, subracks, distribution and filler panels in accordance with IEC 60297-3-100 (DIN 41 494, part 1)
- Assembled directly on the frame or on the depth member for the Modular, for Unibody assembly on depth member

DELIVERY COMPRISES

Item	Qty	Description
1	2	19" panel/slide mount, St, 2 mm, RAL 7035/Al-Zn
2	1	Assembly kit, incl. GND/earthing

ORDER INFORMATION

For cabinet height mm	Usable height U	Length mm	Part no.
Partial-height mounting	9	400	24127-370
Partial-height mounting	12	533	24127-484
930	16	711	24127-485
1100	20	889	24127-487
1330	25	1111	24127-489
1510	29	1289	24127-491

PLA45434

NOTE

- Depth member for partial-height mounting available on request



3

MOBILE TELEPHONY BASE STATION

- Mobile telephony base station with energy supply in one cabinet
- BTS connection via special cable routing in top element
- Based on the "modular" concept, the cabinet can be upgraded with various pre-defined "kits"
- Cooling either via fresh-air inlet (air filtered fan) or, in other cabinet variants, using an air conditioner



41608004

MOBILE TELEPHONY POWER SUPPLY

- Cabinet for power supply to mobile telephony base stations
- Based on the "modular" cabinet concept with a special top panel design for cabling; can accept both 19" and 21" wide devices
- Heat exchanger in the front door
- AC/DC power distribution installed laterally beside 19" plane



41608005

WIMAX

- Base station for Wimax applications
- "Unibody" concept with special base for easy assembly at installation site
- Fresh air inlet via air inlet filter
- Additional components such as cabinet heater and door contact switch factory preinstalled

Cabinets – Outdoor ServicePLUS



41608010

VDSL FIXED NETWORK

- VDSL distribution cabinet
- Case based on a "modular" frame and double-walled outer cladding
- Cooling via controlled fans in case top panel. Airflow is only between the double walls; the device area remains sealed
- Separate stainless steel base with space for batteries and cable ducting



41608006

BATTERY CABINET

- Cabinet to power mobile telephony stations
- Based on the "modular" cabinet concept with the option of accommodating both 19" and 21" wide devices
- Direct cooling via fresh air introduced into the interior via an air filtered fan
- Fitting and connection of additional components e.g. smoke detector, door contact switch etc



TRIPLE PLAY

- Distribution cabinet for fibre-optic cables (FTTN/FTTH)
- Ex works with power supply, backup batteries and safety devices
- Design outdoor "Modular"
- Combined cooling with air conditioner and additional internal air circulation

Cabinets – Outdoor ServicePLUS



41603016

METEOROLOGY

- Compact, robust case for recording measured data in thunderstorms and strong winds
- Outdoor "Unibody" for mast mounting
- Climate control based on an additional fan in the gap between the dual walls
- A controllable heater can be added for use in freezing conditions



41608008

VOLTAGE MONITORING (RAILWAY)

- Voltage monitoring on overhead cables
- Construction based on "unibody" concept, for wall or mast mounting
- Energy-saving, noiseless cooling by convection between the double walls



MEASUREMENT TECHNOLOGY ON THE RAILS

- Safety measurement device to detect the wheel temperature of passing trains
- Positioned very close to the tracks, thus requires robust vibration-proof design to IEC 61963
- Construction based on "modular" concept; the devices are mounted on a swing frame
- Heat dissipation via side-mounted air conditioner

Cabinets – Outdoor ServicePLUS



North America

Warwick, RI, USA

Tel +1.800.525.4682

San Diego, CA, USA

Tel +1.800.854.7086

Europe, Middle East & India

Straubenhardt, Germany

Tel +49 7082 794 0

Betschdorf, France

Tel +33 3 88 90 64 90

Warsaw, Poland

Tel +48 22 209 98 35

**Hemel Hempstead,
Great Britain**

Tel +44 1442 24 04 71

Lainate, Italy

Tel +39 02 932 714 1

Dubai, United Arab Emirates

Tel +971 4 37 81 700

Bangalore, India

Tel +91 80 67152000

Istanbul, Turkey

Tel +90 216 250 7374

Asia Pacific

Shanghai, China

Tel +86 21 2412 6943

Singapore

Tel +65 6768 5800

Shin-Yokohama, Japan

Tel +81 45 476 0271

Our powerful portfolio of brands:

CADDY ERICO HOFFMAN RAYCHEM SCHROFF TRACER



nVent.com/SCHROFF